



bug news



småle matters

Issue No. 2a/2012

MICA (P) 037/02/2012



contents

03 greetings from Alex and Tampi

04 inbox @ småles

06 government

07 makan ministers column

08 what's new!

09 activities

10 partner promotions

12 spot the difference

14 games, games, games!

16 Småland Book of Records 2012

18 train for the games!

20 swedishness

22 partner feature: photography

24 partner feature: coral reefs

26 let's get crafty

27 colour me

28 the adventures of Alex and Tampi



WELCOME
TO
Småland!

Use your new
Smålish passport in
the IKEA store!

By now, you would have received your new Smålish passport. You can use your new passport in the shroom as your old passport will not work anymore. If you have not received your passport, head to the Bug House to have it printed!



greetings

from Alex and Tampi...

Hej småles,

A BIG thank you to all småles who came down to support our **småles turns 5 exhibition** in March. We managed to sell 201 pieces of your drawings and donated **\$603** to the Singapore Children's Society! The amount may not be large but a småle effort goes a long way. Do continue sending us your drawings and letters. ☺



småles turns 5 exhibition
at IKEA Tampines



småles turns 5 exhibition
at IKEA Alexandra


Our Småland Book of Records is back for a second year. And this year, the challenges are more exciting! Team up with your parent to blow balloons, golf like a pro or make us dizzy with your hula hoop spinning. Sounds fun to you? Then join us at the event! Flip to page **16** for more details.

Now you can get a piece of Småland in your very own home! Log in to your very own småles account on the småles website. You can edit your profile, check your Smålish dállar balance and more! Find out more on page **8**.

Take care and enjoy your school holidays!

With Big Bug Hugs,

Alex and Tampi (Lele too!)





inbox@småles

Congratulations! We've picked **20** of our favourite drawings from our last issue to be entered in an upcoming drawing competition second half of this year. More details will be coming soon! In the meantime, here are some of the drawings that will be in the competition.



Jayden Ong, 9 years old



Kim Zhi Qi, 8 years old



Luo Xin Yue, 7 years old



Darren Chua, 9 years old




Tan En, 6 years old



Shannon Ng, 8 years old



Alyssa Danielle Lim,
10 years old



Sarah Aw Yeo, 5 years old

We would love to hear from you! Thank you to every småle who has written to us. We apologise for not being able to publish all the letters we've received as there's not enough space.

Write to us and next issue's best drawing and letter will receive a FAMNIG HJARTA cushion!



"Hi Alex and Tampi (Lele too!), I hope you can build one more Småland for teenagers as I'm already 9. I only have 2 years left in Småland! Sob sob :(I love Småland!"

Sam Yin Yan, 9 years old

"Hej småles, Alex, Tampi and Lele too! This is the first time I'm sending you a mail. Did you enjoy the March holidays? Hope you did! And I hope to see you at the Magical Forest."

Yeo Cheng En, 6 years old

BEST LETTER

"Hi Alex and Tampi (Lele too!), years pass by so fast and now I'll be turning 11 next year! I do have some suggestions before I leave to make Småland the best place in the world!

1. We can have fancy decorations in the Magical Forest during festivities.
2. You can set up a corner for småles to draw since most of us are too tall to enter the play area.
3. You can create a special portal on the website for småles to log in and access extra features and games!"

Danzel Chu, 10 years old

"Hej Danzel, thanks for the fantastic ideas! We really appreciate them! In fact, we recently created a special portal on the website for all you småles to log in. Read more on page 8."



"Dear Alex, Tampi and Lele, I have a joke book that makes me laugh whenever I'm sad. Let me share with you a funny joke. Why is 9 afraid of 7? Because, seven "eight" nine! Haha isn't that funny?"

*Wan Jun Loh,
10 years old*

"Dear Alex, Tampi and Lele, I'm so excited because this is the first time I'm writing to you! I LOVE the Bug News! I read it everyday. I wish you can produce more issues. I also thought of a solution for those unwanted Bug News copies (hope there isn't any). It can be part of your paper porridge!"

Rachael Lee, 10 years old

"Hello Alex and Tampi! This is my first time writing to you. IKEA is the best place in Singapore. I hope that I can visit the IKEA store during the school holidays. My favourite place is the play area. I love to play inside with my younger sister, Vernice."

Marquez Vanessa Joanna, 8 years old



Have an idea or a question? Share it with Alex and Tampi.

Send us your letters, drawings, pictures, recipes, book reviews, questions, anything! Post it by snail mail to **småles, 60 Tampines North Drive 2, Singapore 528764**. You can also drop us a note at **alexandtampi@smales.com.sg**. Remember to include your name, Smålish passport no. and return address.



government

meet your Småland leaders

These 12 småles
are your elected
Ministers of
Småland and
they help the
Quings make sure
that Småland is a
happy and fun-
filled place for
its citizens.

Government



Quingdom of Småland

Minister



prime minister



Robina Tan
Age: 10

Seng Xing Yee
Age: 8



green minister



Samuel Tan
Age: 6

Tay Kai Sheng
Age: 10




play minister



Lim Jun Xiang
Age: 9

Sophie Helena
Du Toit
Age: 9



dållar minister



Gracia Goh
Age: 10

Daniel Tan
Age: 10



family minister



Crystal Buy
Age: 9

Reina Yeo
Age: 6



makan minister



Jordan Goh
Age: 9

Tay Pei Yun
Age: 10



It's Makan time!

Our Makan Minister Jordan is a HUGE foodie (duh!). Here, he will share with you some of his favourite food and his recipe.



Hej småles,

I love western food like pizza and cookies 'n' cream ice cream. Here's a simple western recipe that my mother and I like to cook during the weekends. It's really simple!

Teriyaki burger and french fries

French fries - Slice a few potatoes into thin stripes. Fry them and sprinkle some salt.

Teriyaki burger - Mix 200g of minced beef and 200g of minced pork together. Add salt, pepper, one cup of chopped onions, 3 tablespoons of instant oat or breadcrumbs and one egg to the mixture of meat.

Mix well and make into 4 meat patties or burgers. Lightly fry till it turns brown.

Grill the patties in the oven for 15 mins at 200°C. Lastly, prepare the teriyaki sauce and pour it over the patties.

Put the patties in between 2 burger buns and serve with fries.

Bon appetit!
Jordan

Ask the Ministers!

What do you do for fun? What's your favourite hobby? Our Play Ministers Jun Xiang and Sophie will be heading this column in the next issue. So send in questions related to fun, play and hobbies for them!



what's new!

Log in here!



Update your particulars on the småles website!

Now you can login to your own småles account online.



Your login ID is your 16-digit Smålish passport number and your password is your birthday in the ddmmyyyy format.


Here are a few things you can do:

- **Update your particulars and address**
- **Check your dållar balance and expiry**
- **Check your green credits**

New merchandise
- Lele fan

Turn off the air-con and get breezy with this adorable **Lele fan**.

\$2 Smålish dållars



Available at the Bug House at both IKEA stores from 26 May 2012. While stocks last.

www.IKEA.com.sg/smales/login

activities

Come join us for some fun June holiday activities at the IKEA store!

Nature photography workshop

Join wildlife photography experts C.S.Ling & Ethan Lim as they dish out cool tips in this fun and enriching nature photography workshop! Both C.S. & Ethan are Gitzo Ambassadors (Singapore) and have collectively exhibited their works in over 10 solo & group exhibitions around the world. A workshop not to be missed!



Dates	Location	Time	Class Size
2 June (Sat)	IKEA Tampines	10.00am – 11.00am	40 småles per session
3 June (Sun)	IKEA Alexandra	10.00am – 11.00am	20 småles per session

Costs: \$3 Smålish dällars Age: 6 years and above

Remarks : Pre registration is required. Register at the Bug House by **30 May 2012 (Sun)**. Registration is based on a first-come-first-served basis.

<http://lifelistchase.com> | <http://facebook.com/lifelistchase>



Animal bento set

Bento is all about making food with love. Plus, it's healthy! So, stretch your imagination to create an animal-themed bento set using bread. It's really fun and you can make your bento set either for school or snack.

Dates	Location	Time	Sessions	Class Size
9 & 10 June (Sat & Sun)	IKEA Tampines	2.30pm – 5.00pm	5 sessions x ½ hr per session	12 småles per session
9 & 10 June (Sat & Sun)	IKEA Alexandra	2.30pm – 4.30pm	4 sessions x ½ hr per session	10 småles per session

This activity costs \$3 Smålish dällars and you'll only need to pay on the day of the activity itself.

Remarks : Please print out your dällars and register at the Bug House. Registration starts at 1.30pm and is based on a first-come-first-served basis.

partner promotions



KinderGolf
... where learning golf is fun

KinderGolf

KinderGolf is the world's foremost preschooler golf academy. Golf is introduced to young children in a fun and safe way. Golf is taught with creative children-specific teaching methodology, specially trained instructors and quality instructional aids.

KinderGolf program (for ages 2 – 7 years)

Enjoy a trial lesson at \$15 (U.P.\$40)

Free 2 lessons (worth up to \$133.75)
upon 12 lessons sign up

TeeOne program (for ages 8 – 15 years)

Free 2 lessons (worth up to \$160.50)
upon 12 lessons sign up

KinderGolf Centers are located at:

National Service Resort

Country Club/ Tel : 62140581;

Orchid Country Club/ Tel : 6555 5955;

Jurong Country Club/ Tel : 6562 5823;

United Square #01-33/ Tel : 6352 1283;

Great World City #03-17/ Tel : 6341 9270.

*TeeOne programs are only available
at NSRCC, OCC & JCC.*

T&Cs

Promotion : Enjoy trial lessons at a very special price. Valid from 15 May – 31 July 2012.

Pre-registration is required for the free trial. Call preferred center to register. Prices are subjected to GST. Free lessons applicable for new sign ups only. Offer cannot be used in conjunction with other promotions or discounts. smāles passport must be presented upon registration.



Fan Yang's Gazillion Bubble show

The world's greatest bubble artist, Fan Yang returns with a new dimension! Be the first in the world to see the new special 3D Cosmic Laser Bubble segment, where black holes, supernova and many other 3D cosmic elements appear in mid-air, without the use of any special glasses.

Dates : 13 – 17 June 2012

Time : Sands Theatre,
Marina Bay Sands

Contest : We have 5 pairs of tickets (worth \$142 per pair) to give away! Simply answer the following question: **Local audience will be the first in the world to see Fan Yang's revolutionary 3D Cosmic Laser Bubble Show. Yes/No?**

Send in your answer to alexandtampi@smales.com.sg with the header "Bubble" by **3 June 2012**. Remember to include your name, Smālish passport number and contact details. The winners will get to attend the 7.30pm show on 13 June 2012 (Wed).

ACE! Festival 2012

ACE! Festival 2012 is a month long celebration of local and international productions suitable for the whole family. Here are two of our favourite shows that you need to check out!



Hare Brain

Gentle Lucy, a cleaning lady, and Harriet, a marketing executive, must race against time to find the perfect story to fit the perfect toy..... but will fast and furious or slow and steady win their race? This is a marvellously funny tale of friendship, community and consumerism - for all in the family.

Dates : 29 May to 3 June


Location : Alliance Française Theatre

The Owl who was afraid of the dark

Based on the classic children's book by Jill Tomlinson, this funny, gentle and reassuring tale follows Plop the owl as he journeys into the night-time world of campfires, fireworks, and moonlit adventures. It's going to be a hoot!

Dates : 5 to 17 June

Location : Alliance Française Theatre



For the full list of shows at ACE! Festival, visit www.acefestival.org or www.SISTIC.com.sg

Promotion : IKEA småles enjoy 15% off regular-priced tickets for all ACE! Festival shows. This offer is valid from now till 17 June 2012.

Contest : We have 4 pairs of tickets to give away for ***The Owl who was afraid of the dark***. Simply answer the following question:
The Owl who was afraid of the dark was based on a best-selling children's book by_____?

- a). JK Rowling
- b). Julia Donaldson
- c). Jill Tomlinson

Email your answer to alexandtampi@smales.com.sg with the header "Owl". Remember to include your name, Smålish passport number and contact details. Contest ends **3 June 2012**. Winners will get to attend the show on 10 June (Sat), 11am.



12 spot the difference

Instructions : The Småland Magical Forest is getting the "Book of Records" fever! The forest is bustling with activity and excitement as everyone prepares for the challenge. Can you spot the 20 differences between the 2 pictures? Tell us where each difference is located, eg B6.



Send in your answers with your name, Smålish passport number and contact details to alexandtampi@smales.com.sg or 60 Tampines North Drive 2, Singapore 528764 by 8 July 2012. 10 lucky winners will each win a Måla pen set.




games games games!



What comes next?

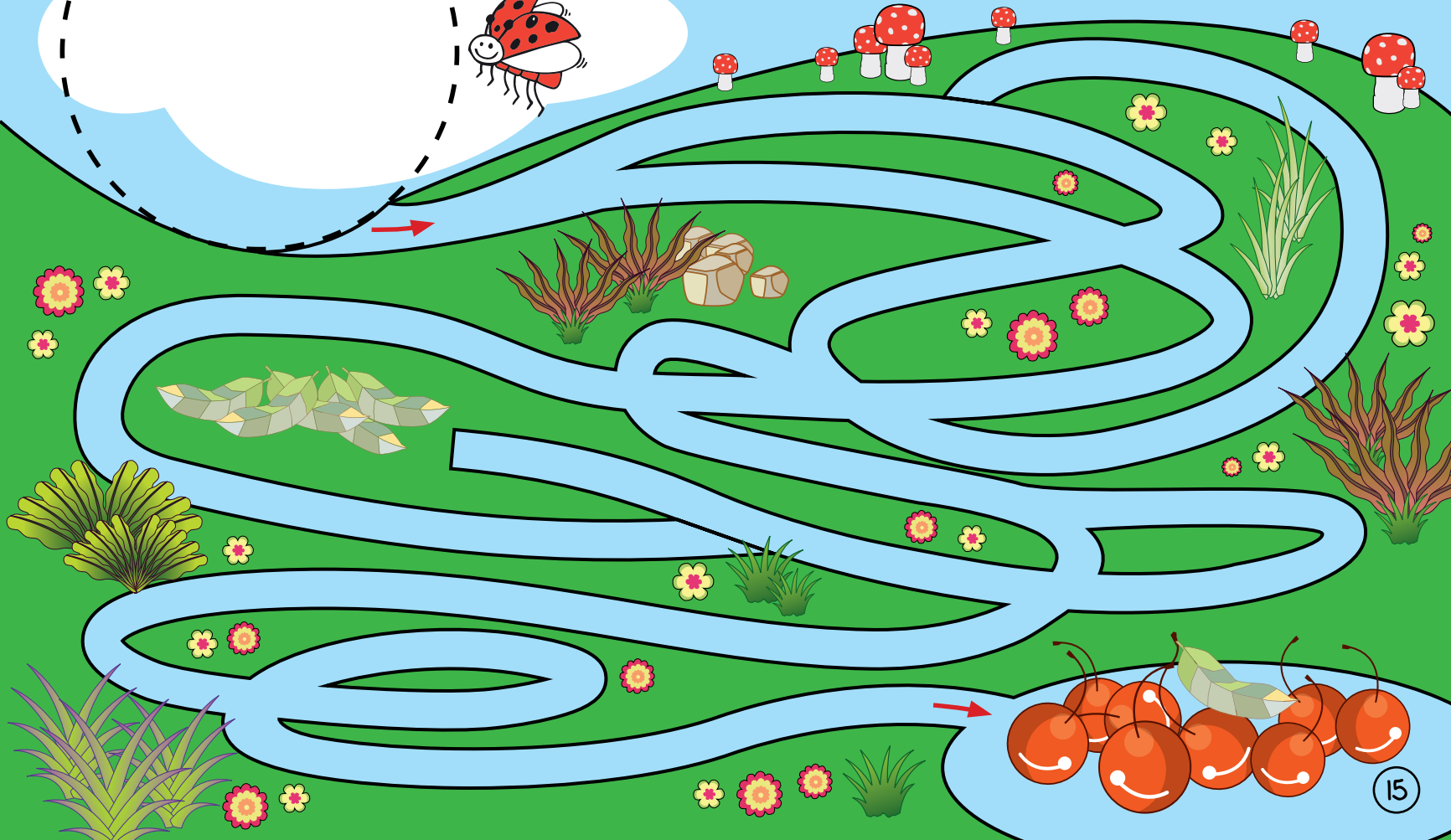
Help Alex and Tampi figure out which flower or plant comes next in the pattern. Draw it in!



The lingonberry hunt

Hike through the Småland Magical Forest and find your way to the lingonberry bushes. Then you can make a glass of refreshing lingonberry juice!

Draw Yourself Here!



Småland book of records 2012

Make history and set a record!

Take part in the super fun Book of Records challenges and win fantastic prizes. You'll also get your name recorded in the prestigious Småland Book of Records. There are 7 different categories for you to choose from so go ahead and take your pick. So gather your friends and family down to cheer you on!



Date : 16 June 2012 (Sat) **Timing :** 10am – 12pm
Location : IKEA Tampines, carpark Level 2

Alex and Tampi would like to thank our generous sponsors!

Ribena

Nestlé
PROFESSIONAL

FROSTS
YOUR FAVORITE YOUR RECIPE YOUR LUNCH

POPULAR

Join us at the
Book of Records!
We are inviting 80 citizens to
join us at this super fun event.

Catch the challengers in
action. You'll also receive a
goodie bag filled with loads
of surprises and take part
in our lucky draw.

Simply drop us a email at **alexandtampi@smales.com.sg** with the title "I want to go!" by 3 June 2012. Remember to include your name, Smålish passport number and contact details!

Kickstart your road to becoming a champion!



Log on to the småles website for full challenge details and to register.

Registration is between
26 May – 3 June 2012

Choose the challenge you'd like to participate in.

There are only **8** slots per challenge and registration is based on a first come first served basis.

Successful challenges will be contacted between
6 – 8 June 2012.

Register for the challenge! Each småle can participate in **ONE** challenge only.

Train for the challenges!
See you on **16 June!**

Log on to **www.IKEA.com.sg/smales** for more information and to register today!



THE CHALLENGES!



Hoopla challenge

Who can spin the most hula-hoop rounds in 1 minute?

Huff and puff challenge

Team up with mummy or daddy! Which parent and child pair can blow the most number of balloons in 3 minutes?

Golfing challenge by KinderGolf

Most number of puts in 5 tries.

Sudoku challenge

Complete the 5 missing squares in the Sudoku puzzle as fast as possible.

Toss and dunk challenge

The more lingonberry balls you throw in the basket, the more points you get.

Paper aeroplane challenge

How far can your paper aeroplane fly?

Water gun challenge

Transfer as much water as possible from one beaker to another using a water gun.

It's not so important who starts the game but who finishes it.

train for the games!

Gearing up for the challenges? Let us share with you some useful tricks and tips that may come in handy.

Golf like a pro

Learn the correct golf posture for golf putting techniques.

step 1



Set up position

step 2




Back swing

step 3



Finish position



Paper aeroplane challenge

Here's how to toss your paper aeroplane so it flies the furthest distance.



DOs! Aim the plane at level.
Use enough force to get it moving swiftly through the air.



DON'Ts! Throw it with the nose down. Or use too much force!

Huff and puff challenge

Blowing balloons are easy! The tricky part is how to tie a balloon knot.



step 1

Inflate the balloon and hold it against your body. Stretch out the neck of the balloon.



step 2

Pass the neck through the center of the loop created between your second and third fingers



step 3

Finally, while pulling the neck through the loop, withdraw your fingers.



Great! You're done. Practise a few times and it will become second nature.

Practise Sudoku

How to play: The basic rules of Sudoku are easy. Just place the digits from 1 to 9 in each empty cell. Each row, column, and box must contain only one of each of the 9 digits.

Fill up the 5 blank squares with the missing numbers!


6	7	3	8	2		4	1	9
8	2	5	4	1	9	3	7	6
1	4	9	3	7	6	8	5	
4	9	1	5		2	6	3	7
5	3	8	1	6	7	9	2	4
2	6	7	9	3	4	5	8	1
9	1	4	2	5	8	7		3
7		2	6	9	3	1	4	8
3	8	6	7	4	1	2	9	5

5	6	2	7	4	7	8	6	3
8	7	4	2	6	3	1	4	8
3	9	6	7	2	5	8	7	1
1	4	2	5	8	7	6	3	9
2	6	7	3	4	5	8	1	9
4	9	1	6	7	9	2	4	5
3	7	2	6	3	7	1	4	8
1	4	9	3	7	6	8	5	2
8	2	5	4	1	9	3	7	6
6	7	3	8	2	5	4	1	9

Answers:



swedishness



The Maypole

It is a tall wooden pole decorated with wild flowers, ribbons and two flower wreaths hanging from each side. The highlight of every Midsummer celebration is the dancing around the huge Maypole.

Midsummer 22 June

Midsummer (or *Midsommer* in Swedish) is one of the biggest holidays in Sweden. Why? Is it because it is celebrated in the middle of summer? Nope! On the contrary, it celebrates the beginning of summer. In a land that has mostly cold weather, the warm sunlight is welcomed by everyone.

The Midsummer celebrations are celebrated outdoors. It normally begins on a Friday and lasts throughout the weekend.

The Maypole

The Maypole (or *midsommarstång*) is the main centrepiece of every Midsummer celebration.



Dancing around the Maypole



Making a flower wreath

Flower wreath

On Midsummer's eve, the day begins with families fanning out into the surrounding forests to collect flowers to make wreaths. These are then hung upon the maypole and worn as crowns on top of their heads.

Feasting

Family and friends get together, eat pickled herring, the first fresh potatoes of the season, sour cream, crisp bread

Girls love to wear the pretty wreaths!

and drink snaps (vodka) and beer. Fresh Swedish strawberries are also an important dessert!



Let the feasting begin!



Celebrate Midsummer with a family picnic!

We may not have a Maypole or Midsummer festival here, but you can still celebrate this beloved Swedish holiday.



Prepare for the picnic. You'll need

- A picnic mat
- A picnic basket
- Food to eat and share.
Go Swedish and pack lots of strawberries (and whipped cream)
- Some sunscreen
- A camera
- A sense of fun!



Surround yourself with nature!


Here are a few places you can picnic at:

- Botanical gardens
- East Coast park
- Labrador park
- Hort park

photography

What's more fun than being in the great outdoors and surrounded by nature! Get started on capturing and documenting the amazing wonders of the whole wide world wild world around you.

Sometimes, when we think of nature and wildlife photography, we tend to think of bears, giraffes, elephants - animals that are both large and inaccessible to most of us. But wildlife and nature is all around us. There are the butterflies in the backyard, worms in the garden soil, and wildflowers and trees in local parks. These all make wonderful subjects for photography.



What to wear?

Wear comfortable clothing that are earthy mid-tone colours such as khaki, beige, brown or grey. **Blue and black clothing may attract insects!** Wear covered shoes (with socks) that are comfortable for walking long distances.

What to prepare?

- Fully-charged camera battery
- Sufficient space in memory card
- Clean camera lens
- A bottle of water and handkerchief
- A curious mind!

Places to go?

- Pasir Ris Mangrove boardwalk
- Pulau Ubin
- Botanic Gardens rainforest trail
- MacRitchie trails
- Bukit Timah nature reserve




tip 1: **Be patient and persevere!**

To be a good nature and wildlife photographer, you need to have patience and perseverance! Most of the time you have to wait for the right lighting, observe the plant or the behaviour of the animal and find the right moment to capture the image.

tip 2: **Be safe and keep a safe distance**

Take note of your surroundings and where you are standing. You do not want to end up standing on an ant's nest or near a bee hive! Stay quiet as you slowly approach the animal but always keep a good safe distance away.



tip 3: **DON'Ts**

DO NOT feed the monkeys or any other animals.

DO NOT litter or leave anything behind except for your footprints.

DO NOT approach dangerous animals such as snakes, crocodiles, monitor lizards etc.

tip 4: **Practice makes perfect!**

As you make mistakes and learn from them each time, you will only get better! So be patient, keep practicing and never stop trying to achieve that perfect shot!



Want to learn more?
Join our fun & enriching nature photography workshop! Flip to page 9.

coral reefs



A beautiful thriving coral reef in Fiji



Christmas Tree Worms live in Porites coral in Fiji



An anemone fish hides in the tentacles of an anemone in Fiji

What are corals?

Have you been thinking that corals are just colourful rocks found in the sea? Well think again! Corals are actually marine life belonging to a large group of fascinating animals that include the jelly fish and star fish.

What's a coral reef?

A coral reef is an entire living system or structure built by colonies of tiny coral animals over millions of years.

Despite covering less than 0.2% of the total area of oceans, coral reefs house 25% of all marine creatures. The largest coral reef is Australia's Great Barrier Reef. It is the only living thing on earth visible from outer space.

Knock, knock! Who's home?

There are many animals living in the coral reef. Here are a few that call the coral reef home.



Green sea turtle



Sea anemone



Blue sea star



Diamond sea urchin



Dugong



Golden coral

Coral reefs are in danger

Unfortunately, coral reefs are being lost worldwide at an alarming rate. An estimated 19% of the world's coral reefs have already been destroyed by human activities as well as climate change – another 35% are seriously at threat. Coral reefs are estimated to disappear in the next 40 years' time if nothing is changed.



Presented by
Omni-Theatre

**OMNI
THEATRE**
Brought to you by
Science Centre Singapore

Go on a Coral Reef Adventure

Catch Coral Reef Adventure at the Omni-Theatre and get as close as possible to the intense challenges and rewards of ocean exploration.

The award-winning film follows the personal journey of two underwater filmmakers, Howard and Michele Hall, on a 10-month expedition across the South Pacific to explore and document some of the world's most beautiful and endangered coral reefs.

Dates : March – July 2012

Venue : Omni-Theatre, Science Centre

Do you know?

- Corals are living animals that feed, fight, reproduce and grow.
- Corals are invertebrates which mean they do not have a backbone.
- There are more species of organisms living on coral reefs than in any other parts of the ocean.

We have 5 pairs of Omni Theatre tickets to give away! Simply answer the following question. **Question :** **Where is the IMAX movie, Coral Reef Adventure, currently screening?**

Send in your answers to alexandtampi@smales.com.sg by **10 June 2012**. Remember to include your name, 16-digit Sm@lish passport number and contact!

let's get crafty

Make a special Father's Day goodie bag for the most special man in your life. It is really simple to make and you can fill the bag with all of Daddy's favourite things! You may need an elder sibling or Mummy's help.

What you'll need:

- Construction paper
- Pencil
- Scissors
- Glue/ double sided tape
- Markers
- Paper bag
- Hole puncher
- Pretty ribbon or string

step 1

Trace the outline of your hand print on a piece of paper and cut it out. Decorate your hand print with glitter, stickers and markers. Write a special message on it.



step 2

Glue the hand print onto a paper bag. Fold the top of the bag downwards and punch two holes in it.

step 3

Thread a piece of ribbon/ string through the holes and tie a nice bow at the front.



step 4

Fill the bag with things Daddy will like. Add sweets, write notes and more.





colour me

